

Project

Country	Great Britain
Project name	New Project

PV module

Modul manufacturer	Hyundai Heavy Industries Co. Ltd.
Model	HiE-S410DG(FB)
Min. / Max. module temperature	-10°C / 70°C
Add bifacial module gain	0%

Inverter

Symo	Symo 20.0-3-M
------	---------------

Summary

Inverter ratio	107%
MPP power at 25°C	21.32 kWp
Number of PV modules	52
MPPT	PV1+PV2: 4x13
Cos phi	1.00
Current Factor	1.00

MPPT Details

	PV1+PV2
String (str. x mod.)	4 x 13
Short circuit current at 25°C	63.25 A
MPP voltage at 70 °C	381.81 V
Open circuit voltage at -10 °C	589.06 V
MPP voltage at 0 °C	483.53 V
MPP power at 25°C	21.32 kWp
String fuses required	Yes
String combiner/Y-connector required	Yes
Loss of yield	No

PV module

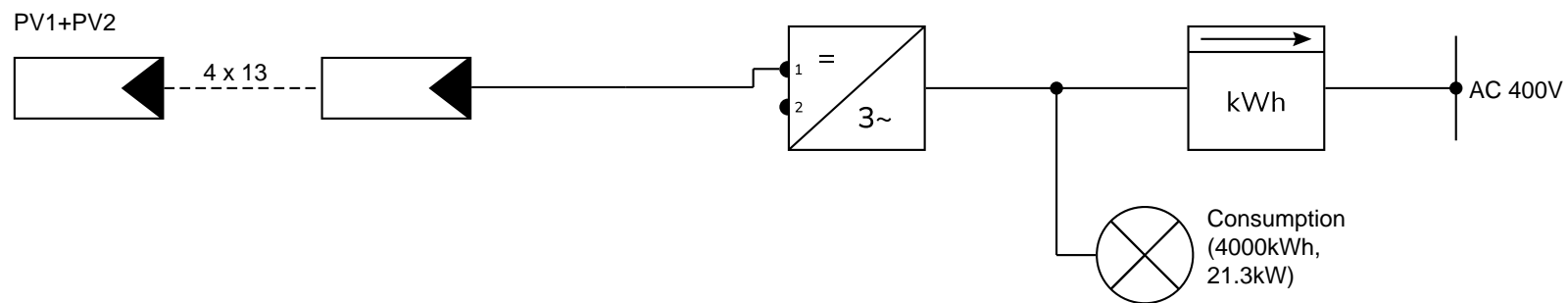
Modul manufacturer	Hyundai Heavy Industries Co. Ltd.
Model	HiE-S410DG(FB)
Open circuit voltage at	41.4 V
Short circuit current at	12.65 A
MPP voltage at	34.4 V
MPP current at	11.97 A
MPP power at 25°C	410.00 W
Max. system voltage	1,500.00 V
Temp. Coef. open circuit voltage	-0.270000 %/°C
	-0.111780 V/°C
Temp. Coef. short-circuit current	0.040000 %/°C
	0.005060 A/°C
Temp. Coef. MPP power	-0.340000 %/°C
	-1.394000 W/°C
Cell technology	mono
Max. reverse current	25.00 A
Dimensions (H x W x D)	1812x1096x30 mm
ID	252673

FRONIUS International GmbH accepts no guarantee for the completeness of the module and inverter data used or any false configurations created by the configurator, or faulty or inefficient system sizing. All liability claims against Fronius relating to damages of a material or conceptual type which were caused through the use of the Solar.configurator are basically excluded unless there is any demonstrably deliberate or grossly negligent fault on the part of Fronius. The Quick sizing is based on the following assumptions: No country-specific consideration of cosPhi, AC voltage, unbalanced loading or capacity limitation. Place of installation < 2000m. Specific yield for storage calculation = 1000 kWh/kWp. Fusing recommendation based on IEC 60364-7-712:2016. Deviations due to country specific requirements by utilities or authorities may occur.

Inverter

Inverter type	Symo 20.0-3-M
Input	
Number of MPP trackers	2
MPP voltage range	420 V ... 800 V
Max. input voltage	1000 V
MPP input current	33.0 A / 27.0 A
Maximum array short circuit current	68.0 A / 56.0 A
Max short circuit current per terminal	33 A / 33 A
Max MPP-current per terminal	33 A / 33 A
Maximum array power	30000 Wp
Output	
AC Rated power	20000 W
AC Maximum Output power	20000 VA
Minimum cosphi	0.1
3-phase	☉
Euro. Effectiveness	97.9 %
Maximum Efficiency	98.1 %
General	
Protection degree	IP 66
Ambient temperature range	-40 °C ... 60 °C
ID	10252

FRONIUS International GmbH accepts no guarantee for the completeness of the module and inverter data used or any false configurations created by the configurator, or faulty or inefficient system sizing. All liability claims against Fronius relating to damages of a material or conceptual type which were caused through the use of the Solar.configurator are basically excluded unless there is any demonstrably deliberate or grossly negligent fault on the part of Fronius. The Quick sizing is based on the following assumptions: No country-specific consideration of cosPhi, AC voltage, unbalanced loading or capacity limitation. Place of installation < 2000m. Specific yield for storage calculation = 1000 kWh/kWp. Fusing recommendation based on IEC 60364-7-712:2016. Deviations due to country specific requirements by utilities or authorities may occur.

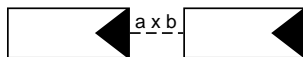


(i) PV Modules



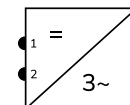
(O) Hyundai Heavy Industries Co. Ltd.,
HiE-S410DG(FB), 410Wp

PV arrays



Quantity: a Strings x b Modules
: 52 PV Modules, 21.32kWp

Inverter



1xSymo 20.0-3-M

Feed-in Meter

